

Pages > All Pages > Edit

WordPress dashboard sidebar for 'Area 50 WNY'. The 'Pages' menu item is highlighted in blue. Below it, the 'All Pages' sub-menu item is also highlighted in blue. A red arrow points from the 'All Pages' sub-menu item to the main content area.

- Dashboard
- File Manager
- Posts
- Events
- Survey Maker
- Media
- Pages**
- All Pages**
- Add New
- Donation List
- Goal

<input type="checkbox"/>	FAQ's	Tom C.	Published 2015/07/28 at 10:51 pm	unprotected
<input type="checkbox"/>	GSR Resources — SiteOrigin Page Builder	Tom C.	Published 2019/02/23 at 5:28 pm	unprotected
<input type="checkbox"/>	GSR School — SiteOrigin Page Builder Edit Quick Edit Trash View Protect Clear Cache	Tom C.	Published 2019/02/23 at 5:30 pm	unprotected
<input type="checkbox"/>	Website/IT — SiteOrigin Page Builder	Tom C.	Published 2019/02/23 at 5:25 pm	unprotected
<input type="checkbox"/>	Title	Author	Date	Password Protection

Bulk actions

Edit

GSR School

Permalink: <https://area50wny.org/gsr-school-2/> [Edit](#) [Get Shortlink](#)

[Add Widget](#) [Add Row](#) [Layouts](#) [History](#) [Live Editor](#) [Addons](#) [Revert to Editor](#)

SiteOrigin Editor
GSR School

SiteOrigin Editor
This is the presentation that is shared at each Assembly Meeting, during our Education section of the agenda. Please feel

Word count: 85

Last edited by Justin D. on November 13, 2022 at 6:03 pm

[Edit](#) [Duplicate](#) [Delete](#)

CM Pop-Up banners for WordPress

Hide banners on this post/page

No Campaign Pinned.
[Pin Campaign >>](#)

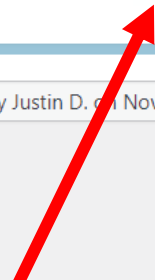
Password Protect WordPress

Password protected by 0 role [Edit](#)

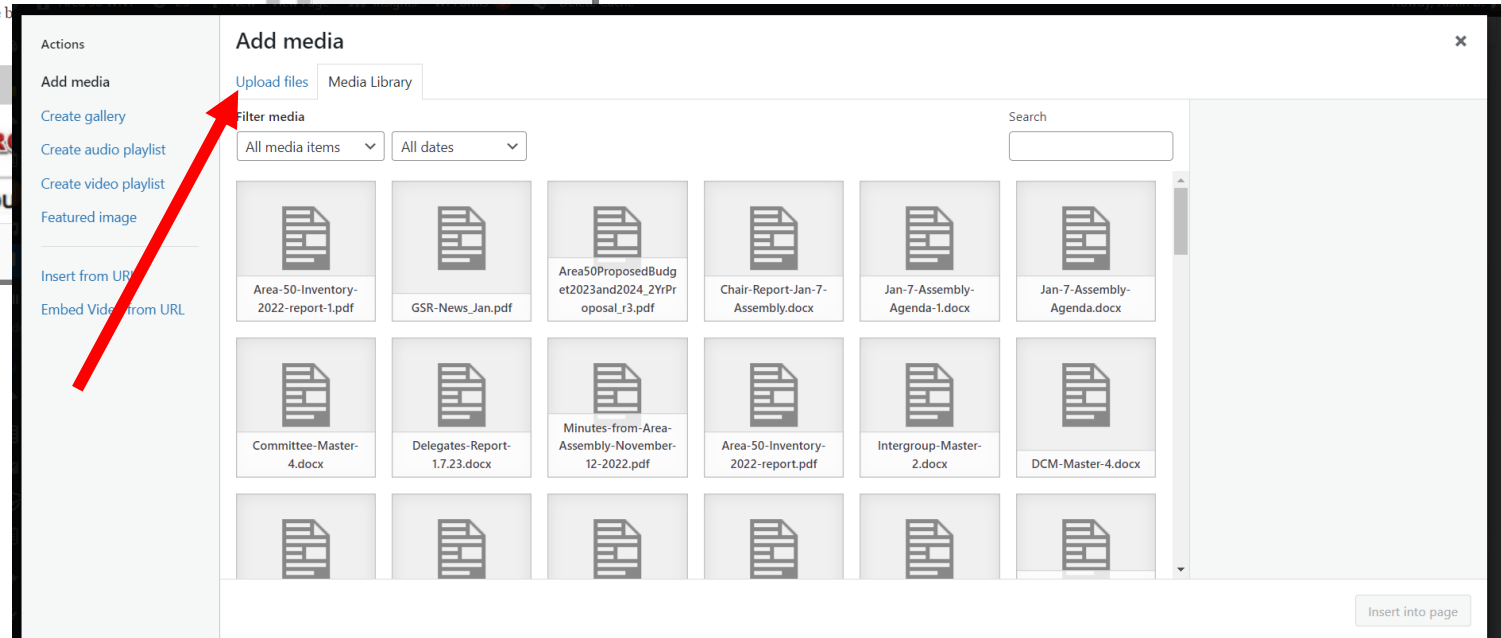
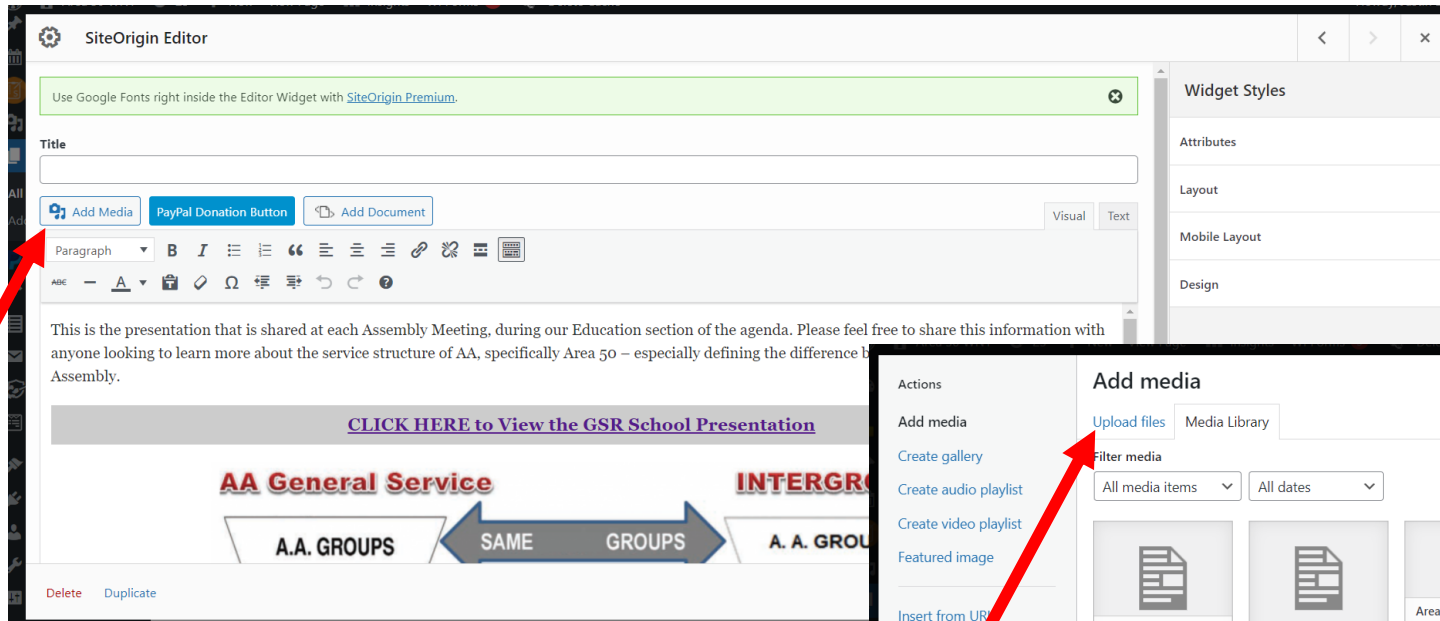
Auto Cache Settings

Enable:

The cache will be created automatically after the contents are saved. [More Info](#)



Add Media > Upload files > Select file to upload



Copy URL to clipboard > Close X

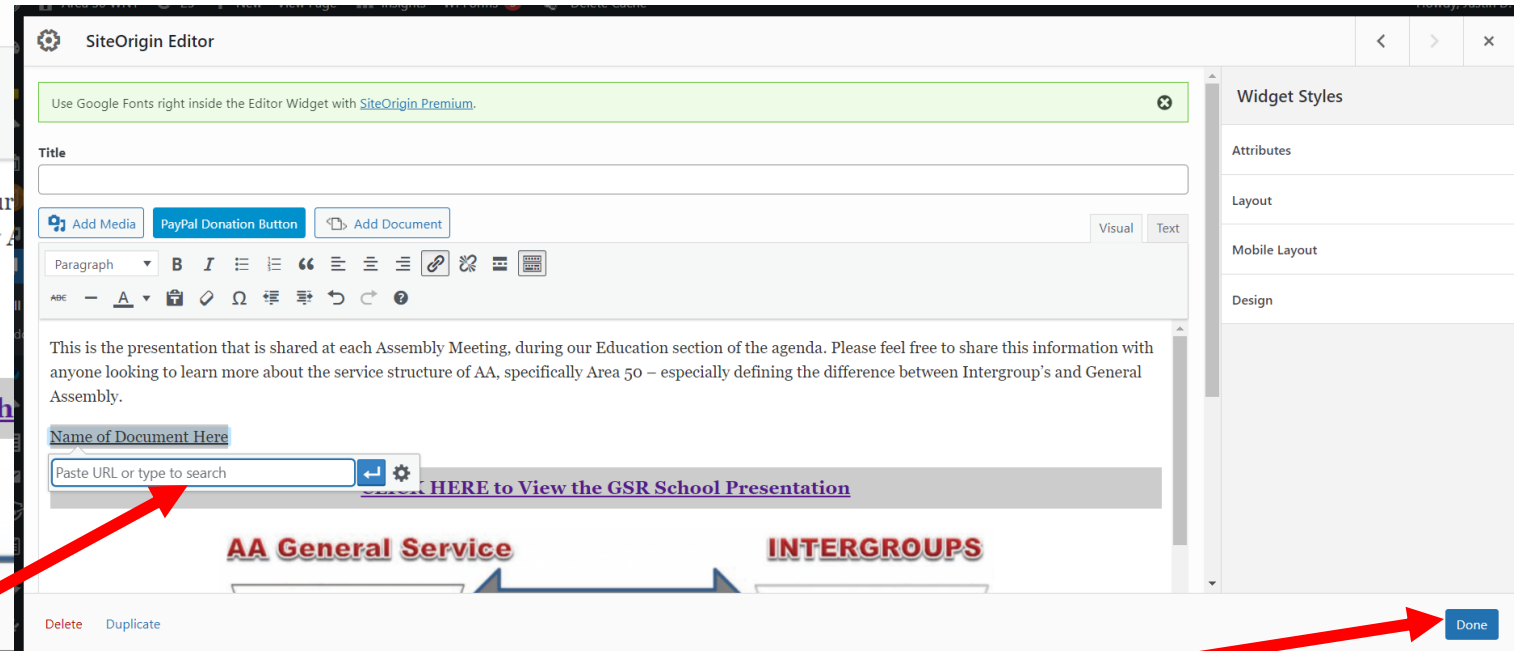
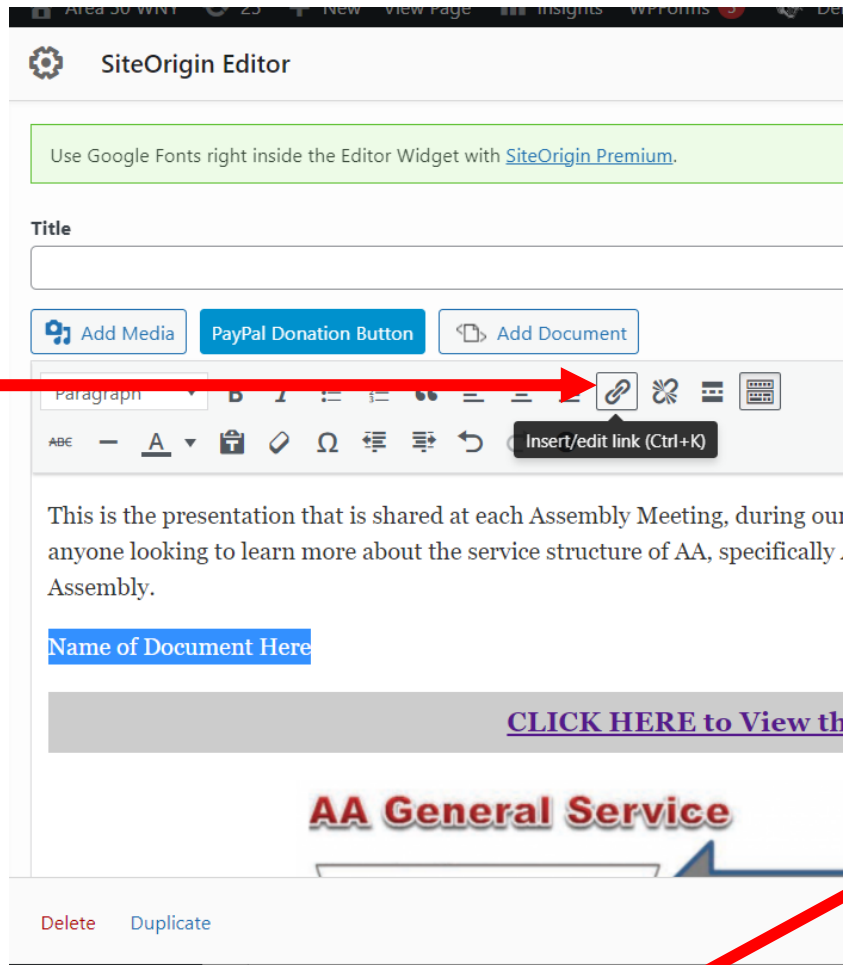
The screenshot displays the 'Add media' dialog box. On the left, there is a sidebar with 'Actions' including 'Add media', 'Create gallery', 'Create audio playlist', 'Create video playlist', 'Featured image', 'Insert from URL', and 'Embed Video from URL'. The main area is titled 'Add media' and has tabs for 'Upload files' and 'Media Library'. Below the tabs are filters for 'Filter media' (All media items, All dates) and a search bar. A grid of media items is shown, with the first item (a video thumbnail) selected, indicated by a blue checkmark. The right-hand panel contains settings for the selected item, including a title field with 'speedtestAssembly20230', a caption field, a description field, and a file URL field with 'http://area50wny.org/wp'. Below the URL field is a 'Copy URL to clipboard' button. At the bottom right of the dialog is an 'Insert into page' button. A red arrow points from the 'Copy URL to clipboard' button to the 'Close X' button in the top right corner of the dialog.

1 item selected
Clear

ATTACHMENT DISPLAY SETTINGS
Alignment: None
Link To: None

Insert into page

Add Text for link > Highlight > Insert/edit link > Paste URL > Hit Enter > Done



Update

- Contact 1
- LoginPress
- WPForms
- Appearance
- Plugins 19
- Users
- Tools
- Settings
- CM Pop-Up banners for WordPress
- Insights 5
- Anti-Malware
- Hero Maps
- Upload Filesize
- Password Protect WordPress
- WP Fastest Cache

Area 50 WNY 25 + New View Page Insights WPForms 5 Delete Cache Howdy, Justin D.

Dashboard

- File Manager
- Posts
- Events
- Survey Maker
- Media
- Pages

All Pages Add New

- Donation List
- Goal
- TablePress
- Contact 1
- LoginPress
- WPForms

Edit Page [Add New](#)

Hey, I noticed you created a contact form with WPForms - that's awesome! Could you please do me a BIG favor and give it a 5-star rating on WordPress to help us spread the word and boost our motivation?

~ Syed Balkhi
Co-Founder of WPForms

[Ok, you deserve it](#)
[Nope, maybe later](#)
[I already did](#)

Page updated. [View page](#)

GSR School

Permalink: <https://area50wny.org/gsr-school-2/> [Edit](#) [Get Shortlink](#)

[Add Widget](#) [Add Row](#) [Layouts](#) [History](#) [Live Editor](#) [Addons](#) [Revert to Editor](#)

SiteOrigin Editor
GSR School

★ This is a PRO feature. [Upgrade](#)

Publish

[Preview Changes](#)

Status: **Published** [Edit](#)

Visibility: **Public** [Edit](#)

Revisions: **10** [Browse](#)

Published on: Feb 23, 2019 at 17:30 [Edit](#)

[Update](#)

Page Attributes

Parent: (no parent) [v](#)

Template: Default template [v](#)

